

Technical Data

Digitrim 12 Custom

Application

- Fully digital 1 channel amplifier with trimmer controls
- Applicable for mild to moderate hearing loss
- Simple, flexible fitting with fitting parameters
 - GC, Gain control
 - NH, Low cut frequency control
 - NL, High cut frequency control
 - AGC-O, Threshold kneepoint control
 - NR, Noise reduction control

Short Description

- MNR (Microphone Noise Reduction)
- FBC (Feedback Cancellation)
- 1 channels with AGC-O compression
- Acoustic signal for program change

Highlights

- Enhanced signal dynamics through digital signal processing

Options & Accessories

- T-coil, switchless T-coil
- Screw Set VC
- Cap to raise VC knob
- Select-A-Vent
- Consumable material and cleaning tools for wax guard system

WARNING! Choking hazard posed by small parts.

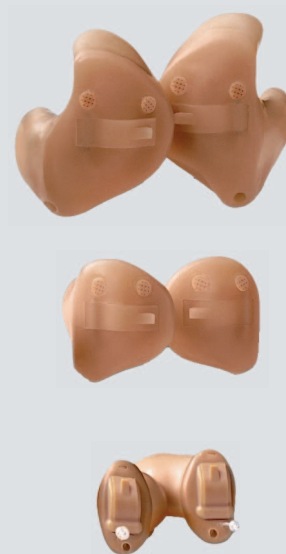
This instrument is not intended for the fitting of infants, small children and persons of mental incapacity.

The information in this document contains general descriptions of the technical options available, which do not always have to be present in individual cases and are subject to change without prior notice.

The required features should therefore be specified in each individual case at the time of conclusion of the respective contract.

Find the current issue of this document under:

<http://ff-am.sat.siemens.de>



Digitrim 12 Custom

Technical Data

	ITE			HS, ITC		
	113/40	118/50	123/60	108/35	113/40	118/50
Ear simulator IEC 118-0						
OSPL ¹ 90/FOG ² Peak [dB]	125/51	129/60	133/69	120/47	124/52	130/66
OSPL 90/FOG / RTF ³ 2.5 kHz [dB]	118/43	123/50	129/62	111/35	117/44	123/50
2 ccm coupler IEC 60118-7:2005 ANSI S3.22-2003						
OSPL 90/FOG Peak [dB]	113/40	118/50	123/60	108/35	113/40	118/50
HFA ⁴ -OSPL 90/HFA-FOG [dB]	110/34	115/44	120/53	102/28	109/36	115/42
Battery						
Battery type	13	13	13	312	312	312
Battery life time	~300 h	~300 h	~300 h	~200 h	~200 h	~200 h
Options						
Volume Control	Yes	Yes	Yes	Yes	Yes	Yes
T-Coil	Yes	Yes	Yes	Yes	Yes	Yes
TwinMic	No	No	No	No	No	No

	CIC	
	108/35	113/40
Ear simulator IEC 118-0		
OSPL ¹ 90/FOG ² Peak [dB]	121/47	124/50
OSPL 90/FOG / RTF ³ 2.5 kHz [dB]	112/37	117/42
2 ccm coupler IEC 60118-7:2005 ANSI S3.22-2003		
OSPL 90/FOG Peak [dB]	108/35	113/40
HFA ⁴ -OSPL 90/HFA-FOG [dB]	103/29	109/35
Battery		
Battery type	10 A	10 A
Battery life time	~140 h	~140 h
Options		
Volume Control	SSVC	SSVC
T-Coil	No	No
TwinMic	No	No

¹OSPL = Output Sound Pressure Level in dB SPL;

²FOG = Full-on Gain in dB, with NR option output may only be achieved with 100 dB input;

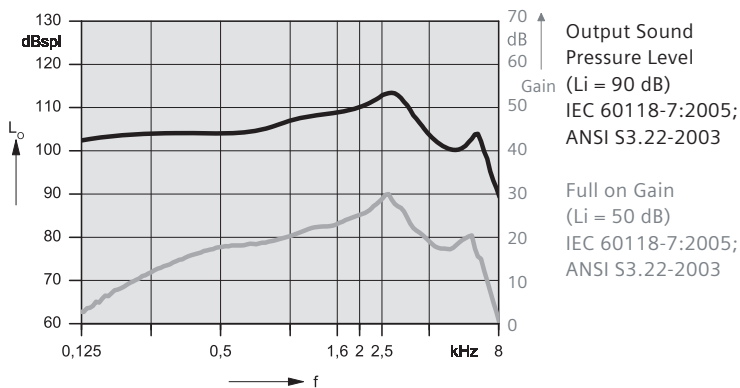
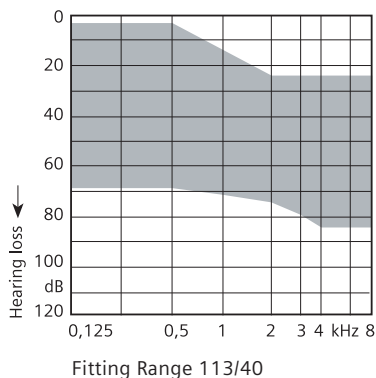
³RTF = Reference Test Frequency;

⁴HFA = High Frequency Average;

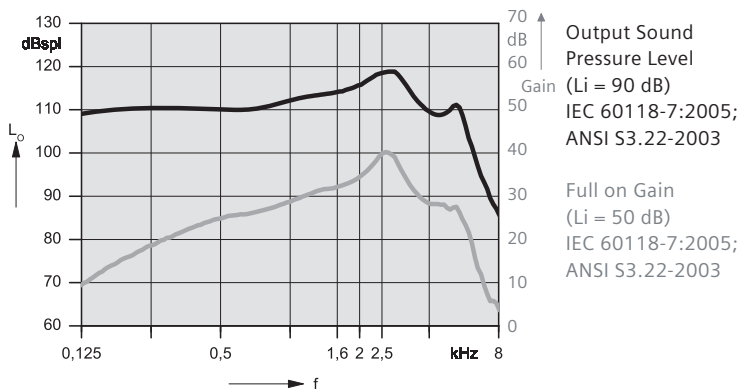
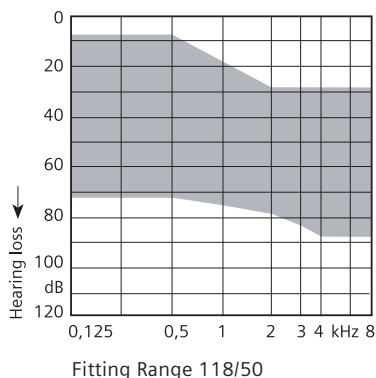
Digitrim 12 Custom

Measurements per IEC 60118-7:2005 and ANSI3.22-2003

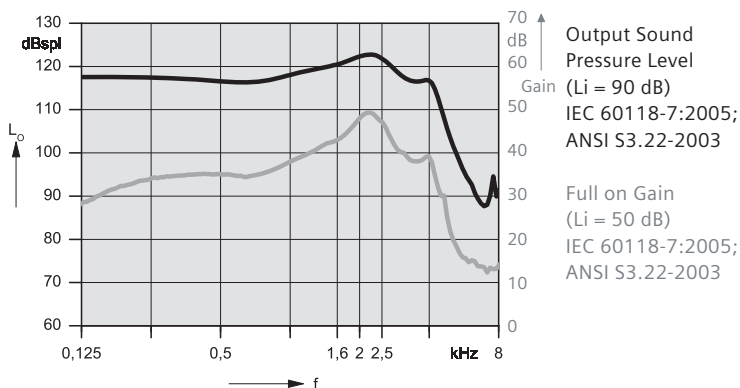
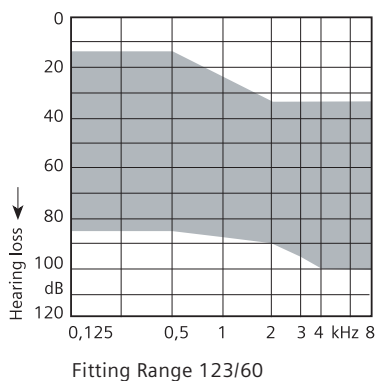
ITE 113/40



ITE 118/50



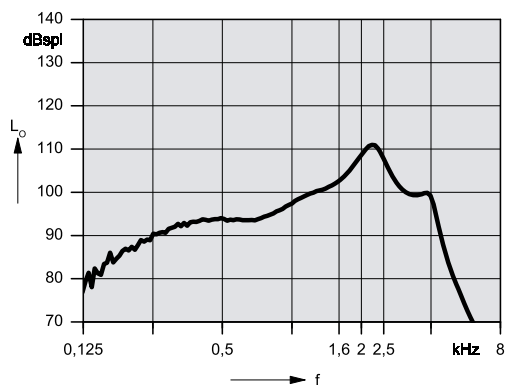
ITE 123/60



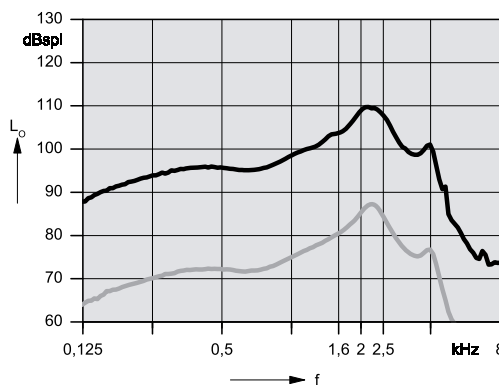
Digitrim 12 Custom

Basic Data

ITE 123/60

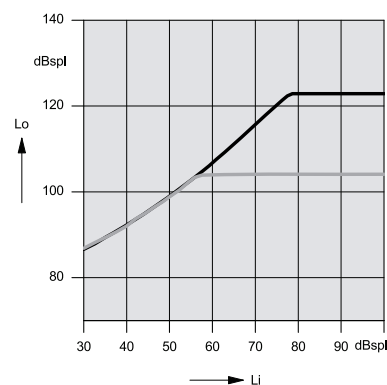


Inductive Response
(H = 10 mA/m)
IEC 60118-7:2005



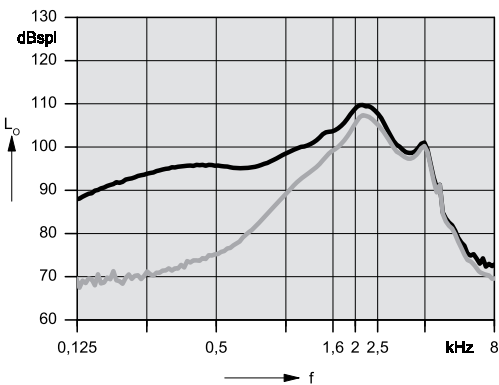
Effect of Gain control
IEC 60118-7:2005;
ANSI S3.22-2003
Gain max

Effect of Gain control
IEC 60118-7:2005;
ANSI S3.22-2003
Gain min



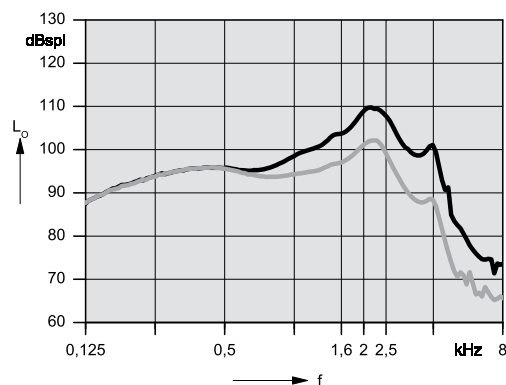
Effect of MPO
control
IEC 60118-7:2005;
ANSI S3.22-2003
MPO max

Effect of MPO
control
IEC 60118-7:2005;
ANSI S3.22-2003
MPO min



Effect of NH control
(High Cut)
IEC 60118-7:2005;
ANSI S3.22-2003
NH min

Effect of NH control
(High Cut)
IEC 60118-7:2005;
ANSI S3.22-2003
NH max



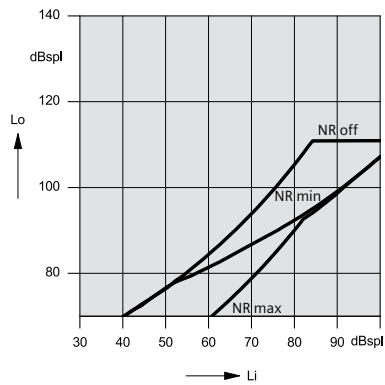
Effect of NL control
IEC 60118-7:2005;
ANSI S3.22-2003
NL min

Effect of NL control
IEC 60118-7:2005;
ANSI S3.22-2003
NL max

Digitrim 12 Custom

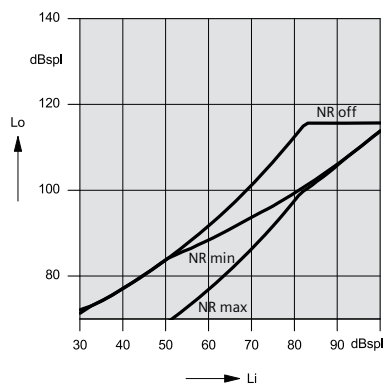
Compression

ITE 113/40



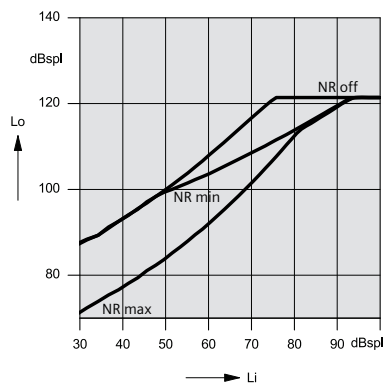
AGC-I Effect of NR control
IEC 60118-7:2005;
ANSI S3.22-2003
NR off
NR min
NR max

ITE 118/50



AGC-I Effect of NR control
IEC 60118-7:2005;
ANSI S3.22-2003
NR off
NR min
NR max

ITE 123/60

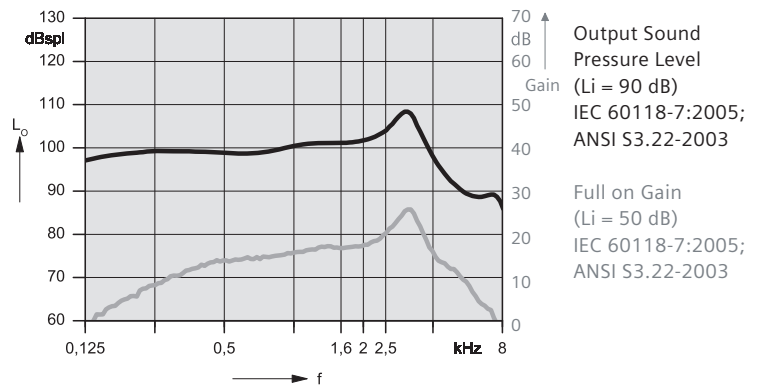
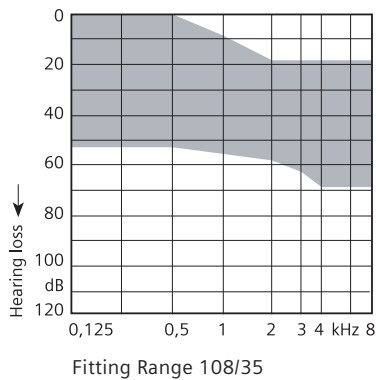


AGC-I Effect of NR control
IEC 60118-7:2005;
ANSI S3.22-2003
NR off
NR min
NR max

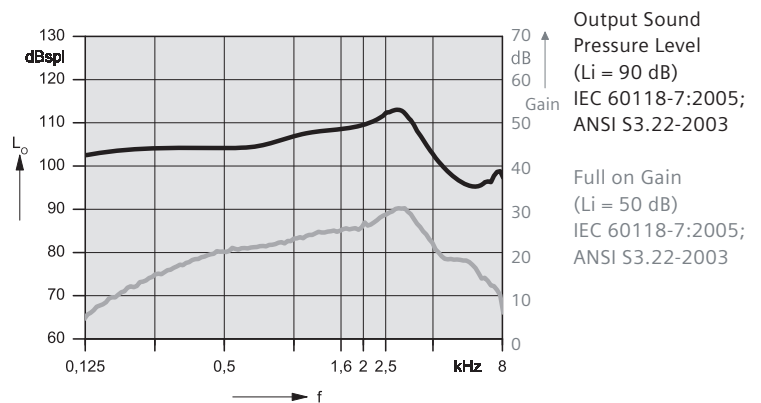
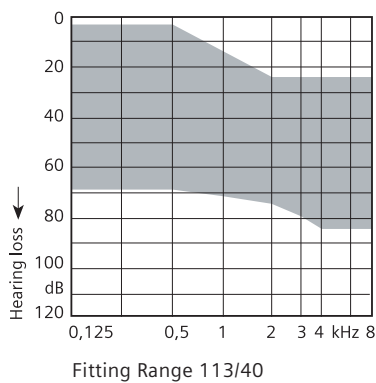
Digitrim 12 Custom

Measurements per IEC 60118-7:2005 and ANSI3.22-2003

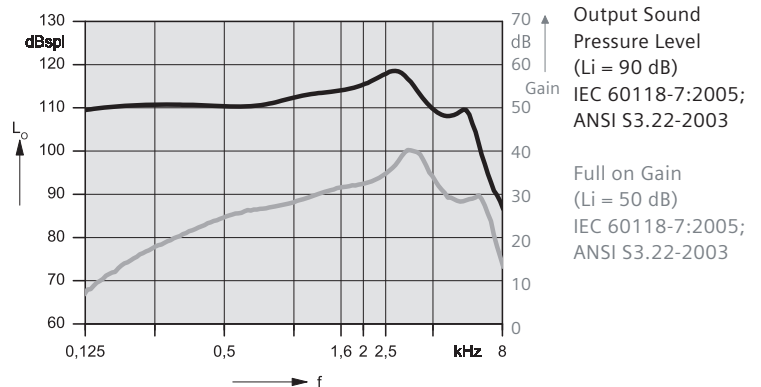
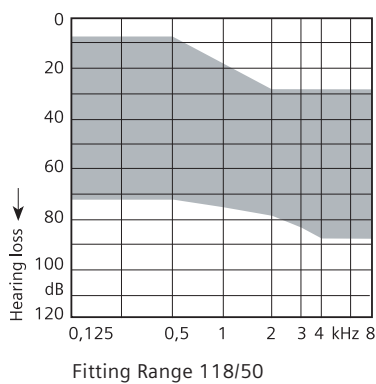
HS, ITC 108/35



HS, ITC 113/40



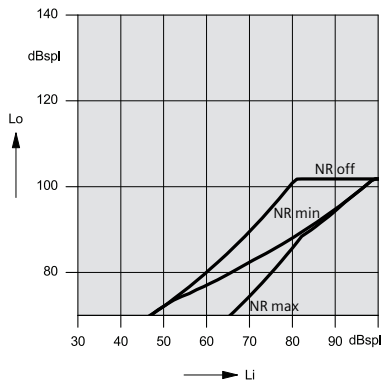
HS, ITC 118/50



Digitrim 12 Custom

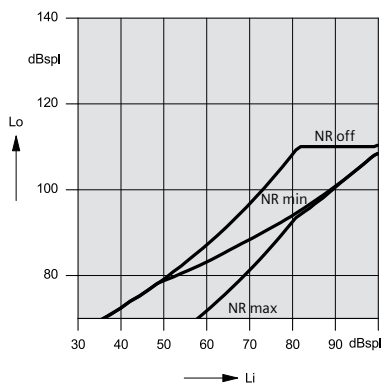
Compression

HS, ITC 108/35



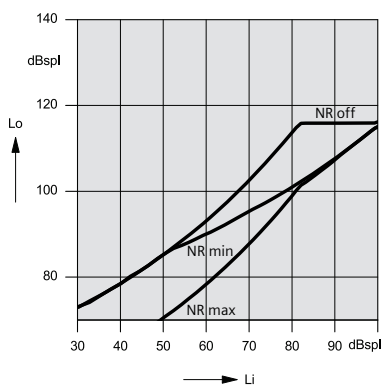
AGC-I Effect of NR control
IEC 60118-7:2005;
ANSI S3.22-2003
NR off
NR min
NR max

HS, ITC 113/40



AGC-I Effect of NR control
IEC 60118-7:2005;
ANSI S3.22-2003
NR off
NR min
NR max

HS, ITC 118/50

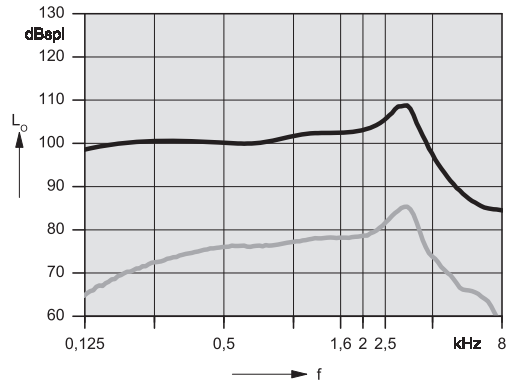
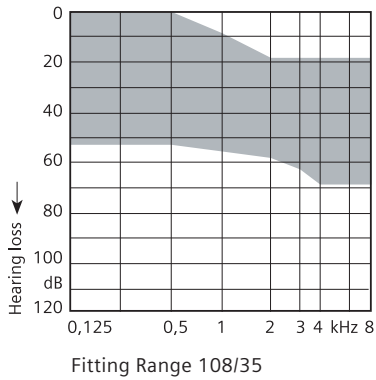


AGC-I Effect of NR control
IEC 60118-7:2005;
ANSI S3.22-2003
NR off
NR min
NR max

Digitrim 12 Custom

Measurements per IEC 60118-7:2005 and ANSI S3.22-2003

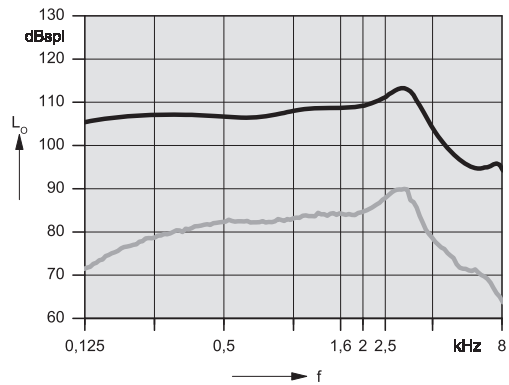
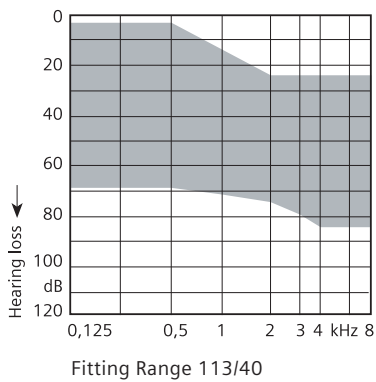
CIC 108/35



Output Sound Pressure Level
($L_i = 90$ dB)
IEC 60118-7:2005;
ANSI S3.22-2003

Full on Gain
($L_i = 50$ dB)
IEC 60118-7:2005;
ANSI S3.22-2003

CIC 113/40



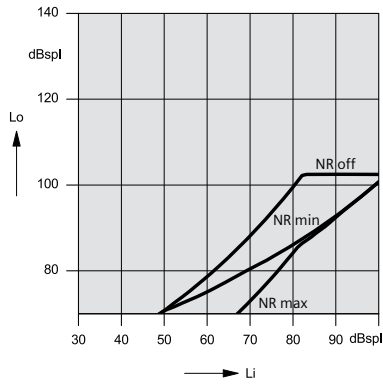
Output Sound Pressure Level
($L_i = 90$ dB)
IEC 60118-7:2005;
ANSI S3.22-2003

Full on Gain
($L_i = 50$ dB)
IEC 60118-7:2005;
ANSI S3.22-2003

Digitrim 12 Custom

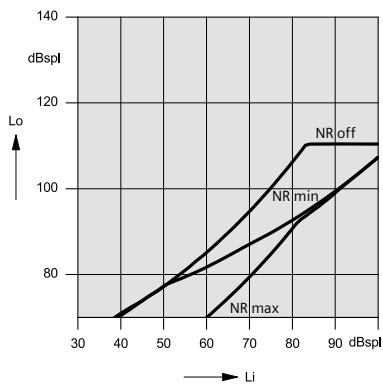
Compression

CIC 108/35



AGC-I Effect of NR control
control
IEC 60118-7:2005;
ANSI S3.22-2003
NR off
NR min
NR max

CIC 113/40



AGC-I Effect of NR control
control
IEC 60118-7:2005;
ANSI S3.22-2003
NR off
NR min
NR max

Digitrim 12 Custom