

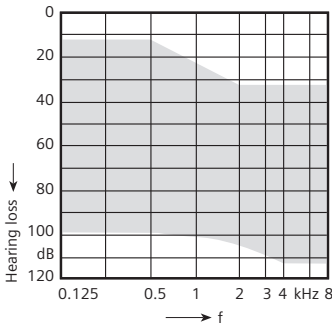


Technical Data

Digitrim 12 P

BTE instrument Order number

- 1030 2140 beige
- 1030 2141 brown
- 1030 2142 grey



Short Description

- Fully digital amplifier with 2 fitting controls
- New design BTE for moderate to severe hearing loss
- Excellent output performance with low distortion
- Simple, flexible fitting using two trimmers

Fitting Parameters

- NH, low-cut filter
- MPO, maximum output

Standard Features

- MNR (Microphone Noise Reduction)
- FBC (Feedback Cancellation)
- Acoustic signal for program and volume control change
- Audio input, compatible with commonly used FM systems
- Lockable battery compartment door
- Volume control with robust rocker switch
- Telecoil program
- Battery type 13

Accessories

- Audio shoe
- Small ear hook

	IEC 118-0	IEC 118-7	ANSI S3.22-2003
Saturation Sound Pressure Level at 1.6 kHz Peak HF-Average SSPL 90 DIN 45 605	131 dB 137 dB - 130 dB	123 dB 132 dB - 125 dB	- 132 dB 126 dB -
Gain (Input 50 dB) at 1.6 kHz Peak HF-Average Reference Test Gain DIN 45 605	69 dB 75 dB - 56 dB 66 dB	60 dB 70 dB - 48 dB 61 dB	- 70 dB 63 dB 49 dB -
Frequency Range Low frequency limit High frequency limit	300 Hz 6200 Hz	190 Hz 5300 Hz	160 Hz 6000 Hz
Total Harmonic Distortion 500 Hz 800 Hz 1600 Hz	5 % 4 % 1 %	5 % 4 % 1 %	4 % 3 % 1 %
Equivalent Input Noise	16 dB	16 dB	14 dB
Inductive Coil Sensitivity MASL (1mA/m) at 1.6 kHz HFA SPLITS (left/right) STS (left/right)	102 dB - -	94 dB - -	- 107/112 dB -2/3 dB
AGC-O (-21 dB) (at 1 kHz) Attack time Release time	- -	- -	3 ms 100 ms
Battery-Type 13 Cell Zinc Air Battery Voltage Battery Current Drain Battery Life	1.3 V 0.9 mA ~250 h	1.3 V 0.9 mA ~250 h	1.3 V 0.9 mA ~250 h
IRIL IEC 118-13 (bystander condition) 800-960 MHz 1400-2000 MHz	-15 dB -15 dB	-15 dB -15 dB	-15 dB -15 dB

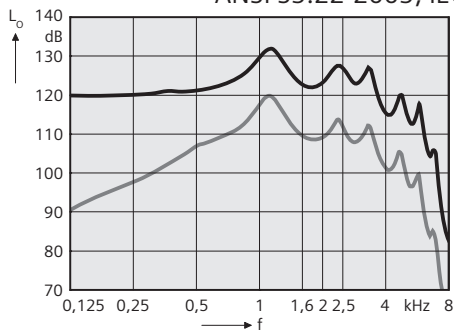
WARNING! Choking hazard posed by small parts. Infants, small children and persons of mental incapacity must not wear the hearing instrument without appropriate supervision.

Digitrim 12 P

Basic data

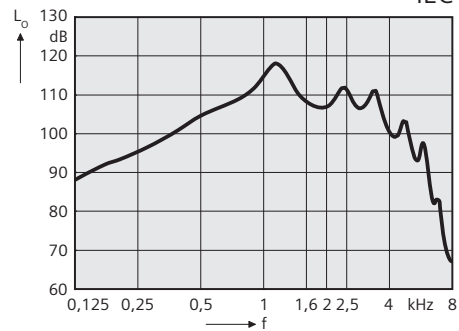
Saturation Sound Pressure Level ($L_i = 90$ dB)
Maximum Gain ($L_i = 50$ dB)

ANSI S3.22-2003, IEC 118-7/A1



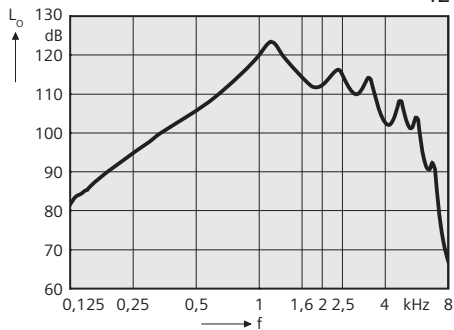
Basic Acoustic Response ($L_i = 60$ dB)

IEC 118-7/A1



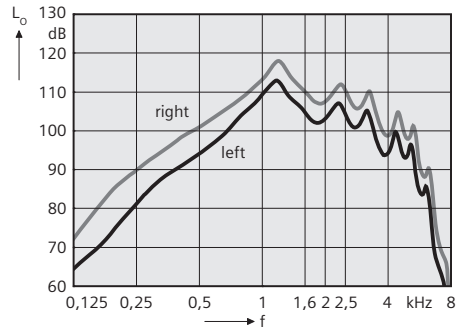
T-Coil ($H = 10$ mA/m)

IEC 118-7/A1



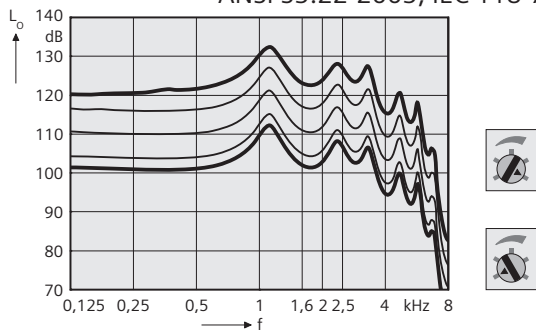
SPLITS Curve

ANSI S3.22-2003



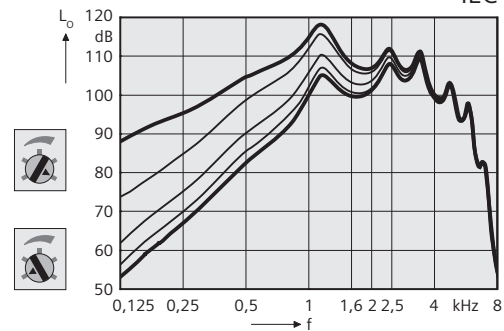
MPO Frequency Response ($L_i = 90$ dB)

ANSI S3.22-2003, IEC 118-7/A1



NH Frequency Response

IEC 118-7/A1



Effect MPO

ANSI S3.22-2003, IEC 118-7/A1

